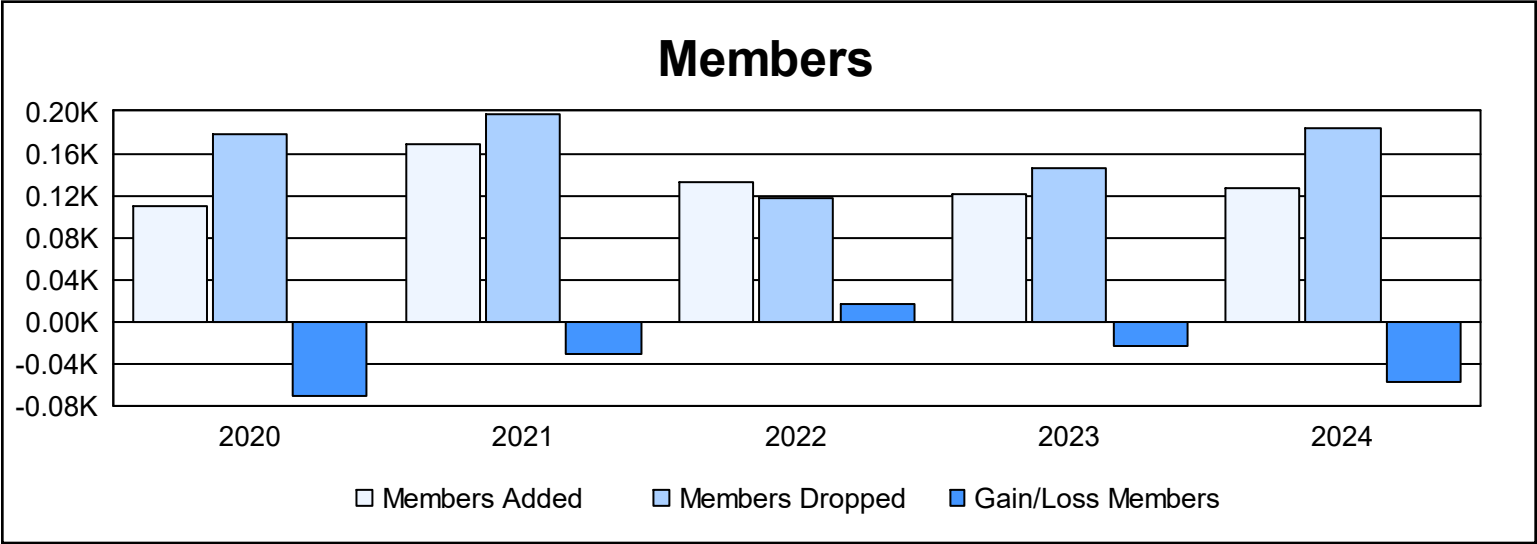
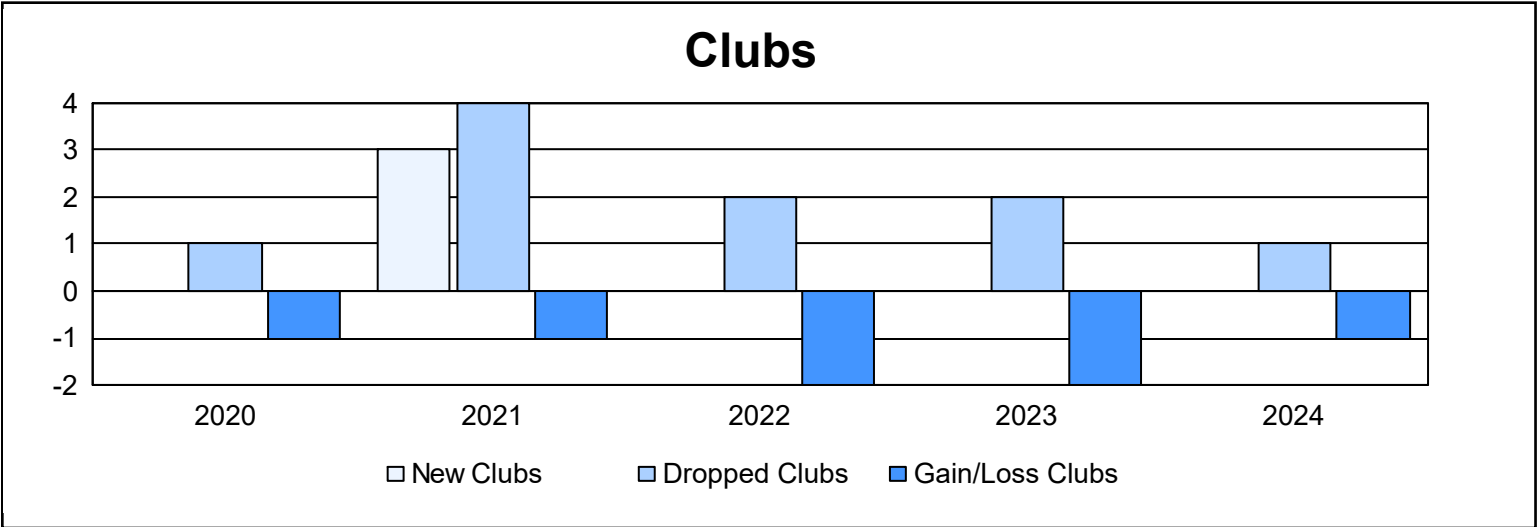
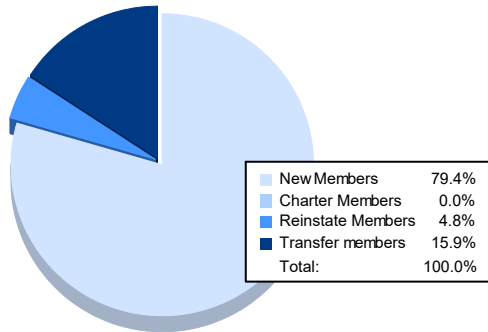


Year	New Clubs	Dropped Clubs	Gain/ Loss Clubs	New Members	Charter Members	Reinstate Members	Transfer Members	Total Member Added	Total Members Dropped	Gain/ Loss Members
2019-2020	0	1	-1	97	1	3	8	109	179	-70
2020-2021	3	4	-1	83	54	1	30	168	198	-30
2021-2022	0	2	-2	98	1	6	28	133	117	16
2022-2023	0	2	-2	110	1	2	9	122	146	-24
2023-2024	0	1	-1	100	0	6	20	126	183	-57
Average	1	2	-1	98	11	4	19	132	165	-33



Membership Composition June 2024 Cumulative



Gender Composition June 2024 Cumulative

